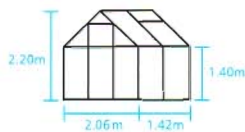
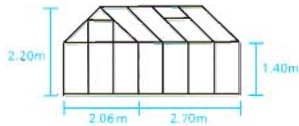


Cotswold 46

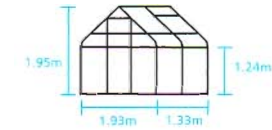
Growing area 2.7m²
1 x roof vent

**Cotswold 86**

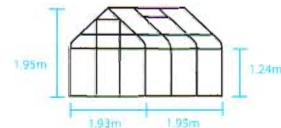
Growing area 5.0m²
1 x roof vent

**Supreme 46**

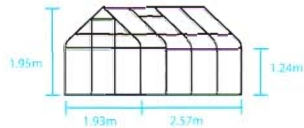
Growing area 2.6m²
1 x roof vent

**Supreme 66**

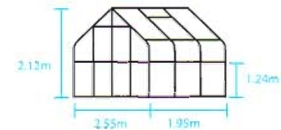
Growing area 3.8m²
1 x roof vent

**Supreme 86**

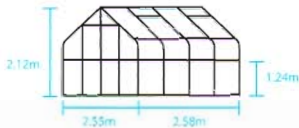
Growing area 5.0m²
1 x roof vent

**Supreme 68**

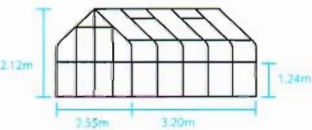
Growing area 5.0m²
1 x roof vent

**Supreme 88**

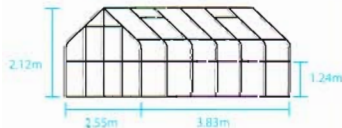
Growing area 6.6m²
2 x roof vents

**Supreme 108**

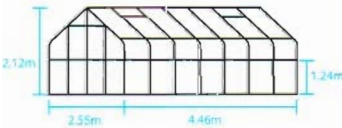
Growing area 8.2m²
2 x roof vents

**Supreme 128**

Growing area 9.8m²
4 x roof vents

**Supreme 148**

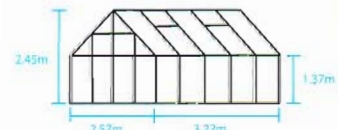
Growing area 11.4m²
4 x roof vents

**Magnum 88**

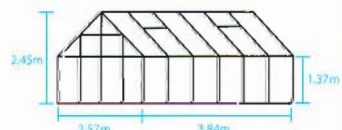
Growing area 6.7m²
2 x roof vents

**Magnum 108**

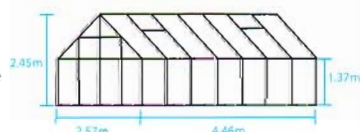
Growing area 8.3m²
4 x roof vents

**Magnum 128**

Growing area 9.9m²
4 x roof vents

**Magnum 148**

Growing area 11.5m²
4 x roof vents



3mm
TOUGHENED GLASS



3mm
HORTICULTURAL
GLASS



3mm
TOUGHENED GLASS



3mm
TOUGHENED GLASS



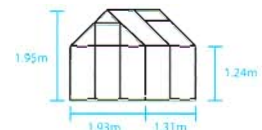
3mm
HORTICULTURAL
GLASS



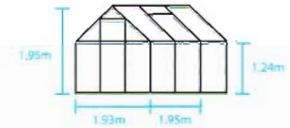
3mm
TOUGHENED GLASS

**Popular 46**

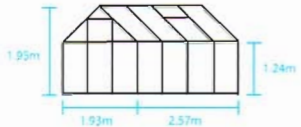
Growing area 2.5m²
1 x roof vent

**Popular 66**

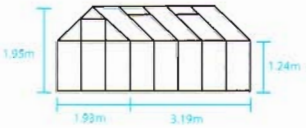
Growing area 3.8m²
1 x roof vent

**Popular 86**

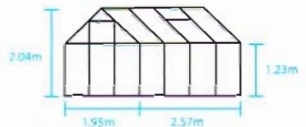
Growing area 5.0m²
1 x roof vent

**Popular 106**

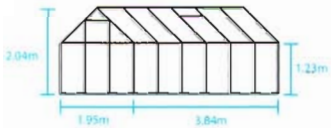
Growing area 6.2m²
2 x roof vents

**Universal 86**

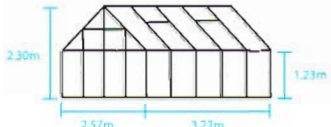
Growing area 5.0m²
1 x roof vent

**Universal 126**

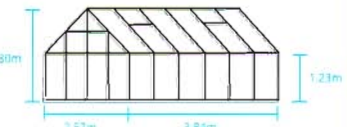
Growing area 7.5m²
1 x roof vent

**Universal 108**

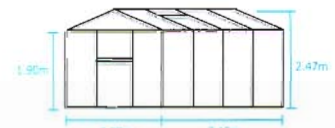
Growing area 8.3m²
2 x roof vents

**Universal 128**

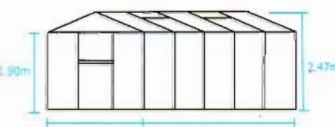
Growing area 9.9m²
2 x roof vents

**Optimum 108**

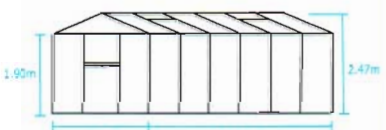
Growing area 7.8m²
2 x roof vents

**Optimum 128**

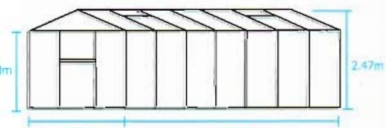
Growing area 9.7m²
2 x roof vents

**Optimum 158**

Growing area 11.6m²
3 x roof vents

**Optimum 178**

Growing area 13.4m²
3 x roof vents

**Atrium**

Growing area 9.0m²
3 x side vents



3mm
HORTICULTURAL
GLASS



3mm
TOUGHENED GLASS



4mm
POLYCARBONATE



3mm
HORTICULTURAL
GLASS



3mm
TOUGHENED GLASS



4mm
TOUGHENED GLASS



6mm
POLYCARBONATE



10mm
POLYCARBONATE



16mm
POLYCARBONATE

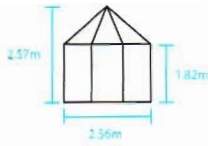


3mm & 4mm
TOUGHENED GLASS



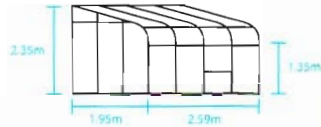
Hexagonal

Growing area 4.3m²
1 x louvre window



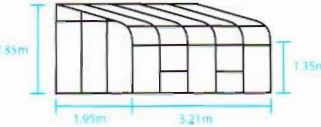
Silverline 86

Growing area 5.1m²
1 x vent



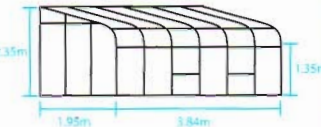
Silverline 106

Growing area 6.3m²
2 x vents



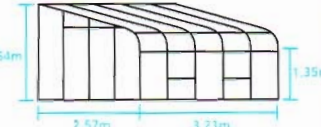
Silverline 126

Growing area 7.5m²
2 x vents



Silverline Sunroom 108

Growing area 8.2m²
2 x vents



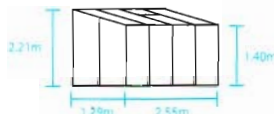
Silverline Sunroom 128

Growing area 9.9m²
2 x vents



Europa 84

Growing area 3.3m²
1 x roof vent



Wall Garden 42

Growing area 0.9m²



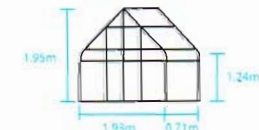
Wall Garden 62

Growing area 1.3m²

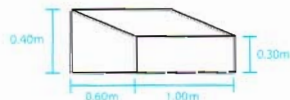


Supreme Wall Garden 62

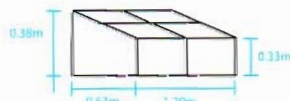
Growing area 1.4m²
1 x roof vent



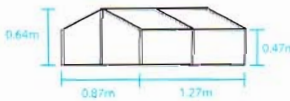
Timber Cold Frame



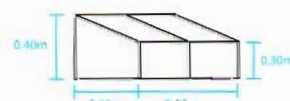
Standard Cold Frame



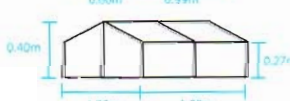
Jumbo Cold Frame



Single Cold Frame



Double Cold Frame



3mm HORTICULTURAL GLASS




3mm HORTICULTURAL GLASS



3mm HORTICULTURAL GLASS



4mm TOUGHENED GLASS




3mm HORTICULTURAL GLASS



3mm HORTICULTURAL GLASS



4mm POLYCARBONATE



3mm HORTICULTURAL GLASS



3mm TOUGHENED GLASS



POLYPROPYLENE



Accessories

To help you get the maximum benefit from your greenhouse, our comprehensive range of accessories is specifically designed for your Halls garden building and to the same stringent quality guidelines.

Greenhouse Bases

A 12.5cm deep, prefabricated galvanised steel base, this is the perfect foundation for your Halls greenhouse, ensuring it remains stable and secure. Available in either forest green or silver aluminium, it's quick and easy to bolt together, saving you the time and effort otherwise needed to construct a brick base - yet, being of the highest quality, it's durable and low maintenance.



Greenhouse Curtain Shading

It's vital to protect your young plants and vegetables from scorching when the temperature soars, and this greenhouse curtain shading which is 2.59m long x 1.83m wide, also reduces heat loss during colder spells.



Heaters

Whether it's you or your plants that need warming up, you can't go wrong with heaters that come with a manufacturer's warranty. Constructed in galvanised steel, these heaters have an enviably high build-quality, yet using paraffin, are amazingly economical to run. They're available in 3 sizes, all of which are remarkably easy to assemble.



Irrigation System

How do you ensure your plants receive the appropriate amounts of water, when required? This Watering & Irrigation System automatically regulates flow according to temperature, delivering between 10 and 100 litres of water/fertiliser per day. It requires neither batteries nor mains electricity, and the kit includes 50 drip sticks with connecting pipe.



Louvre Windows

Plants thrive on the extra ventilation provided by these louvre windows. The 6 blade louvre window is available in silver aluminium and the 5 blade in both silver aluminium and forest green.



Automatic Louvre Control

For added ease and convenience, an automatic louvre control will automatically open and close your louvre windows according to the pre-set temperatures you select, saving you time and ensuring your greenhouse is adequately ventilated even when you're away.



Roof Vent

Additional roof vents are available for the Popular, Universal and Magnum ranges allowing you to increase air circulation and enable cooling breezes to gently ventilate your greenhouse on hot summer days.



Automatic vent opener

An automatic vent opener will automatically open and close your roof vent according to the pre-set temperatures you select, ensuring your greenhouse is adequately ventilated even when you're away.



Rainwater Kit

Bearing in mind the constant threat of hosepipe bans and continuing dry weather, this kit channels rain down into an outside water butt, an excellent way of utilising every precious drop of rain for irrigation. Available in two versions as an optional extra to match the Popular, Universal and Magnum ranges, they include a stop end and down pipe which slot into your greenhouse guttering.



Fixings

Whether you've just bought your greenhouse, lean-to or cold frame, or it's been handed down from your grandfather, we can still provide any fixings you need. There's a wide range of glazing clips, screwhooks, and nuts and bolts, as well as glass retaining clips to prevent glass panes from slipping, cropped-head nuts and bolts to attach any accessory to a glazing bar, and glazing rubber for your greenhouse.

